



# Nokia DiscGolfPark Caddie Book

MA LAYOUT

Caddie book by







NOKIA DISCGOLFPARK



	1	2	3	4	5	6	7	8	9	10	11	12	13	14	15	16	17	18	TOT
PAR	3	3	5	4	3	3	4	3	3	4	3	4	4	3	3	4	3	4	63
M	98	116	236	188	102	100	192	72	110	230	101	183	187	106	145	222	140	213	2741

Signage by  
parkdly





1

98 m | 322 ft


**PAR 3**

NOKIA DISCGOLFPARK

#### MA LAYOUT

Triple mandatory (gate), If part of a thrown disc clearly enters into a restricted space, the player receives one penalty throw and they must re-throw from the previous lie.

Signage by  
 parkdly





# 2

116 m | 381 ft

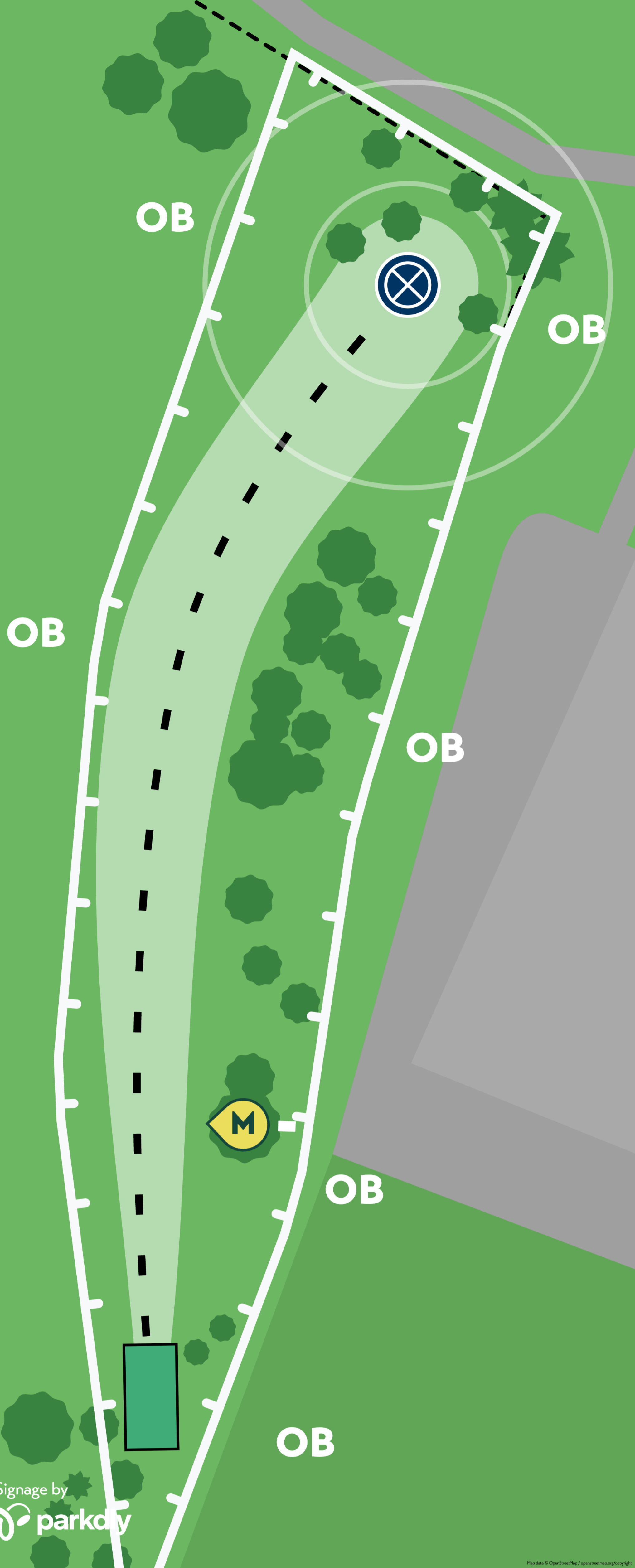
## PAR 3

NOKIA DISCGOLFPARK

### MA LAYOUT

Mandatory on the right. If part of a thrown disc clearly enters into a restricted space, the player receives one penalty throw and they must re-throw from the previous lie. OB all the way on the left, OB behind the basket, OB on the right.

Signage by  
 parkoly







# 3

236 m | 774 ft

## PAR 5

NOKIA DISCGOLFPARK

### MA LAYOUT

Mandatory on the right. If part of a thrown disc clearly enters into a restricted space, the player receives one penalty throw and they must re-throw from the previous lie. OB around the hole and in the middle. The walkway is the OB line on the right, until marked with a painted line and poles.

Signage by  
 parkdly





# 4

188 m | 617 ft

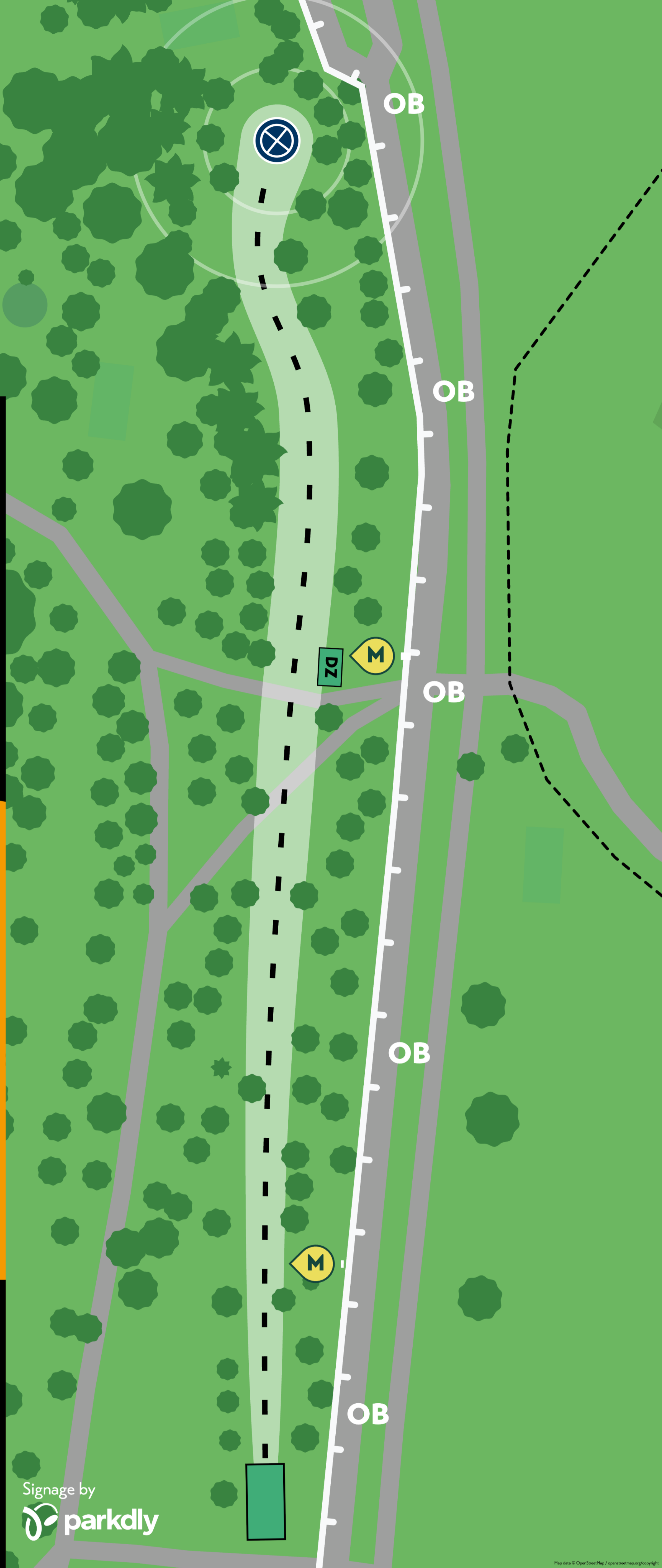
## PAR 4

NOKIA DISCGOLFPARK

### MA LAYOUT

OB all the way on the right (road). Two mandatories on the right. If a player misses the first mandatory, they must re-throw from the previous lie with one throw penalty. If a player misses the second mandatory, they continue play from the DZ with one throw penalty.

Signage by  
 parkdly







5

102 m | 335 ft

**PAR 3**

NOKIA DISCGOLFPARK

**MA LAYOUT**

OB all the way on the right (road). OB in the water (lake).

Signage by  
 **parkdly**



OB

OB

OB



6

100 m | 328 ft

**PAR 3**

NOKIA DISCGOLFPARK

**MA LAYOUT**

OB in the water (lake).

Signage by  
 **parkdly**



**OB**





7

192 m | 630 ft

**PAR 4**

NOKIA DISCGOLFPARK

**MA LAYOUT**

OB in the water (lake).

Signage by  
 parkdly

OB



8

72 m | 236 ft

**PAR 3**

NOKIA DISCGOLFPARK

**MA LAYOUT**

OB on the right (parking lot), OB on the right and back (road).

OB

OB





# 9

110 m | 361 ft

## PAR 3

NOKIA DISCGOLFPARK

### MA LAYOUT

OB on the left, basket ball courts, the parking lot and slope around it. OB on the right (road).  
OB behind the basket.



# 10

230 m | 755 ft

## PAR 4

NOKIA DISCGOLFPARK

### MA LAYOUT

OB around the hole. On the left, the extended half of the soccer field starting from the mid-field line and continues as marked.

Signage by  
 parkdly





# 11

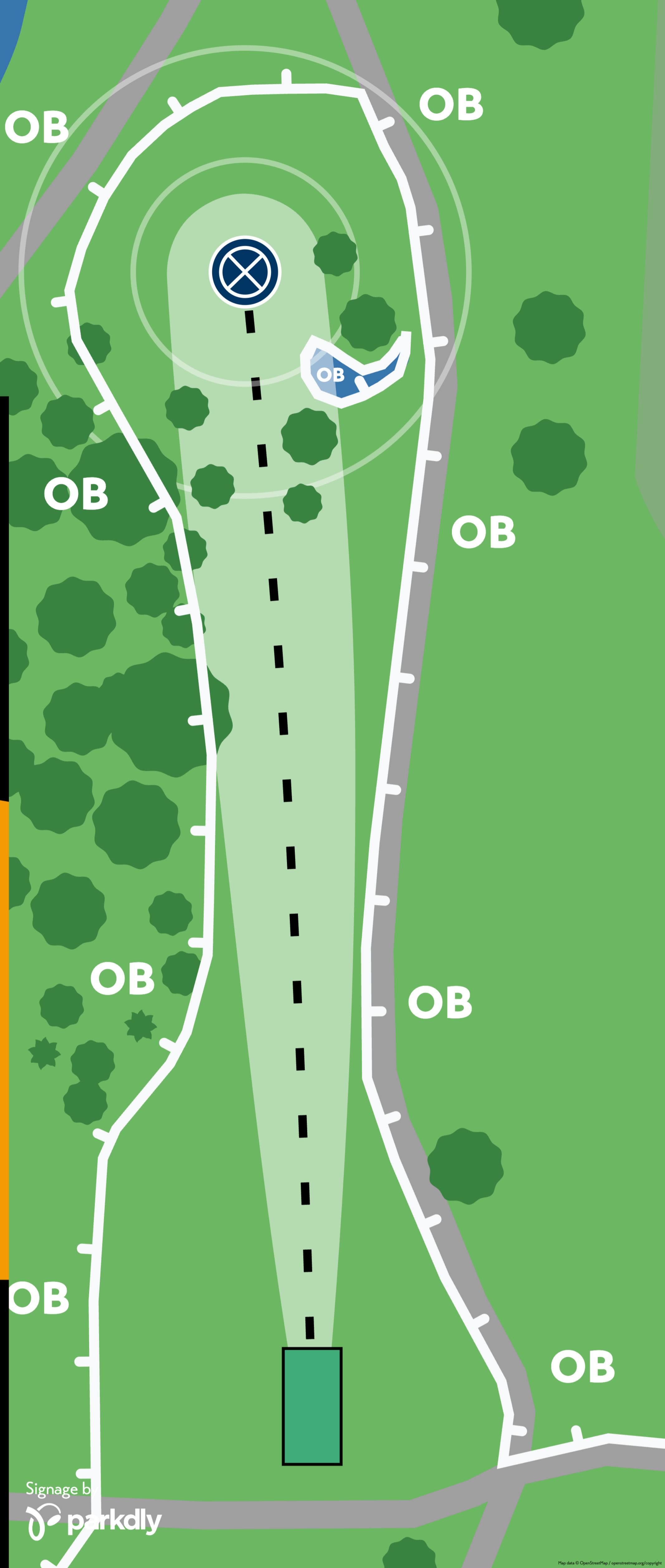
101 m | 331 ft

## PAR 3

NOKIA DISCGOLFPARK

### MA LAYOUT

OB around the hole. On the left, the wetland area and continues behind the basket as marked. On the right, the walkway and beyond. OB in the pond.





# 12

183 m | 600 ft

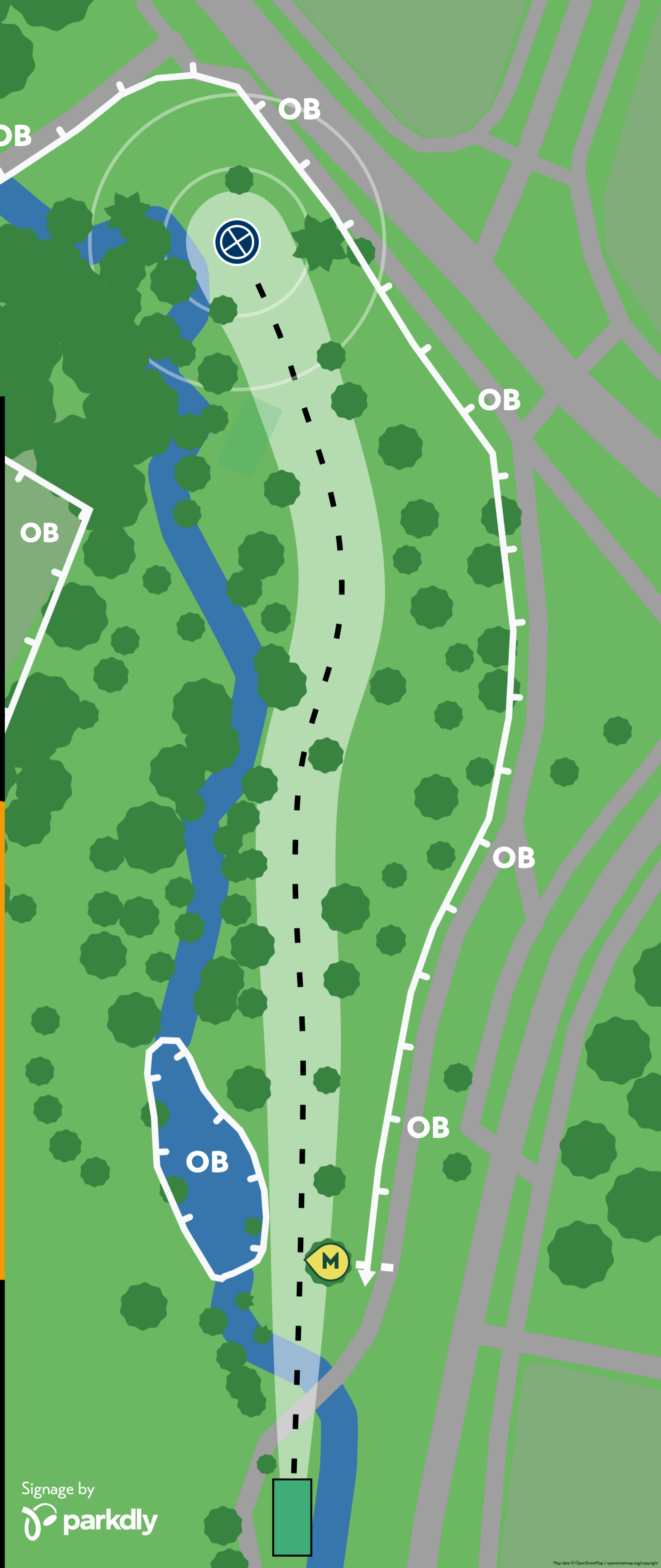
## PAR 4

NOKIA DISCGOLFPARK

### MA LAYOUT

Mandatory on the right. If part of a thrown disc clearly enters into a restricted space, the player receives one penalty throw and they must re-throw from the previous lie. OB on the left, in the water (pond). OB on the right and beyond the basket, walkway and beyond. The ditch is casual water.

Signage by  
 parkdly







# 13

187 m | 614 ft

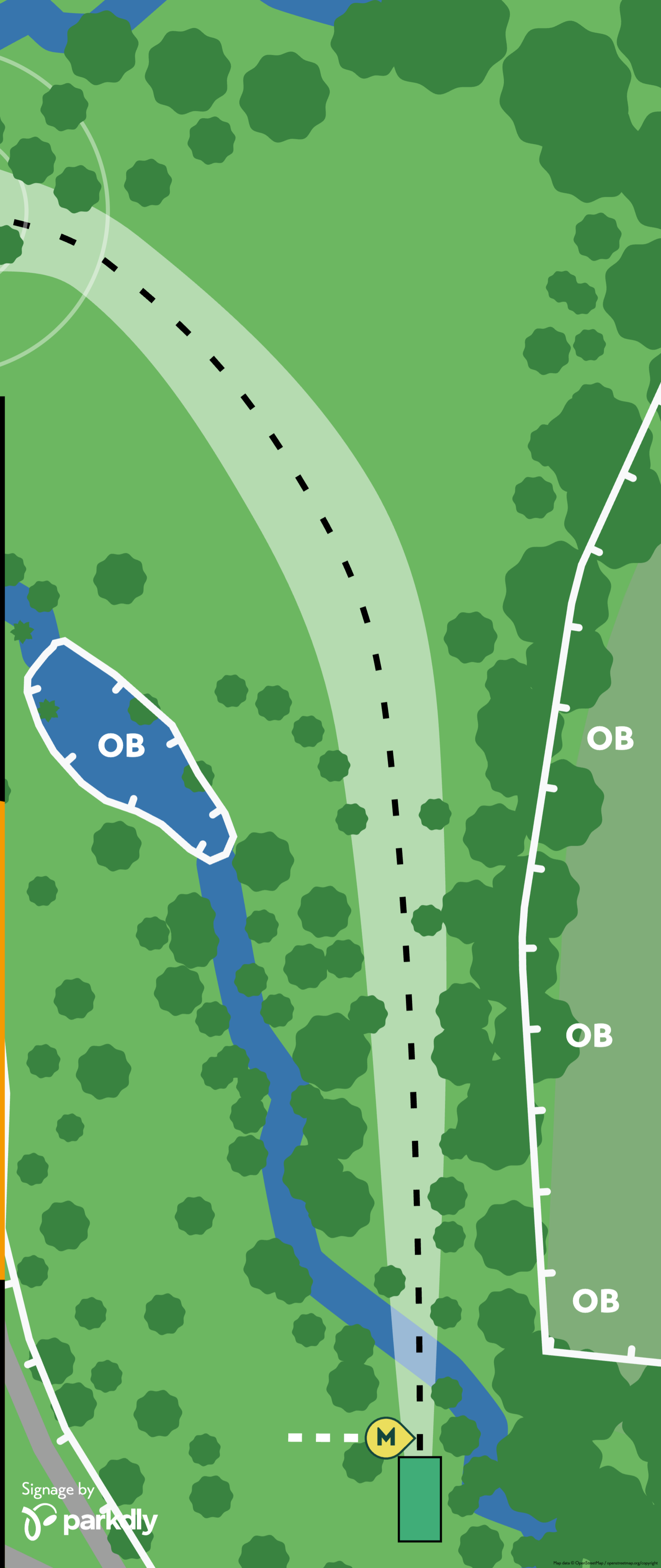
## PAR 4

NOKIA DISCGOLFPARK

### MA LAYOUT

Mandatory on the left. If part of a thrown disc clearly enters into a restricted space, the player receives one penalty throw and they must re-throw from the previous lie. OB in the water (pond), OB on the left (road), OB on the right (backyards). The ditch is casual water.

Signage by  
 parkdly





# 14

106 m | 348 ft

## PAR 3

NOKIA DISCGOLFPARK

### MA LAYOUT

OB on the left all the way, walkway and beyond. OB behind the basket (parking lot). The ditch is casual water. Make sure that the walking road near to the tee is clear before you throw.

Signage by  
 parkdly





# 15

145 m | 476 ft

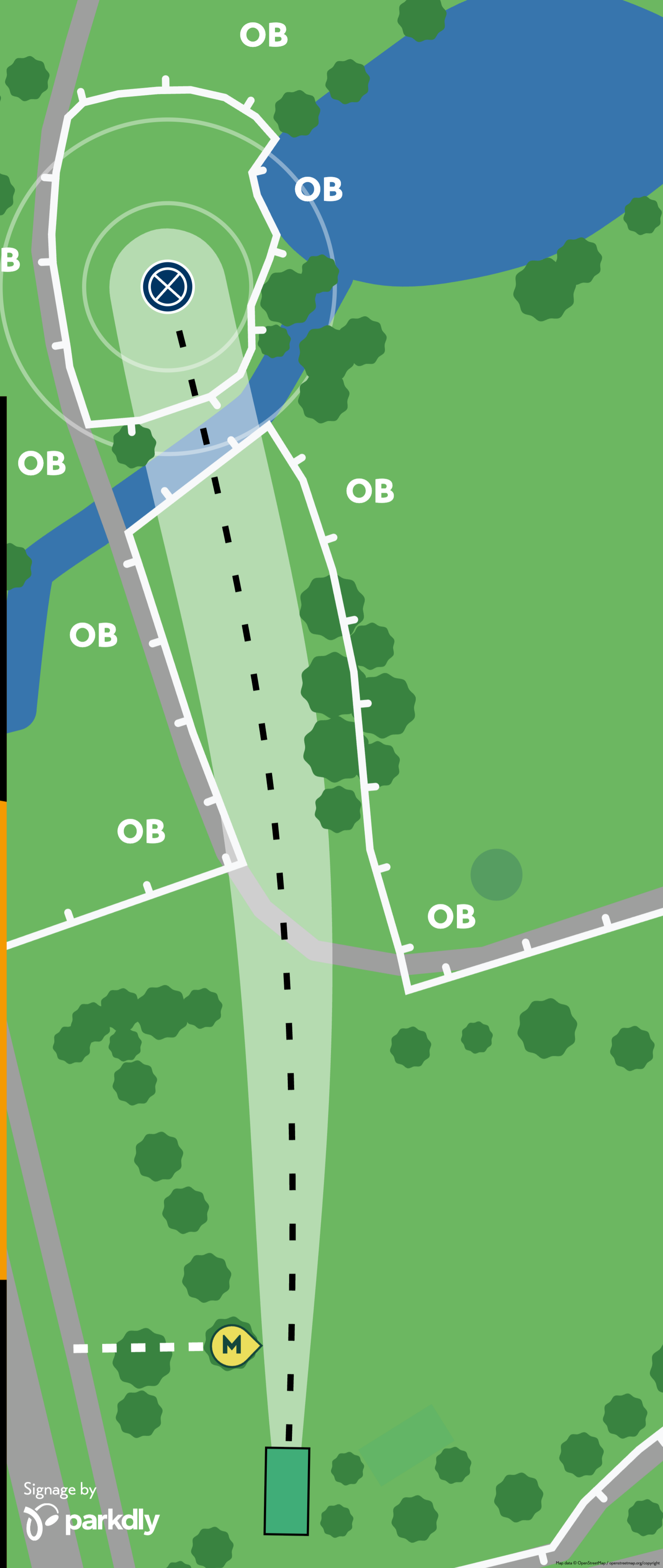
## PAR 3

NOKIA DISCGOLFPARK

### MA LAYOUT

Mandatory on the left. If part of a thrown disc clearly enters into a restricted space, the player receives one penalty throw and they must re-throw from the previous lie. OB on the left all the way, OB on the right, OB in the water, OB in the ditch.

Signage by  
 parkdly





# 16

222 m | 728 ft

## PAR 4

NOKIA DISCGOLFPARK

### MA LAYOUT

Island Green: Any throw must come to rest on the Island Green to be able to mark on the Island Green. Throws that don't come to rest on the Island Green must play from where last in bounds on the inbounds fairway with a penalty throw.

All throws made from the island green itself use normal OB rules.

Signage by  
 parkdly







# 17

140 m | 459 ft

## PAR 3

NOKIA DISCGOLFPARK

### MA LAYOUT

Mandatory on the right. If part of a thrown disc clearly enters into a restricted space, the player receives one penalty throw and they must re-throw from the previous lie. OB all the way on the left, right and beyond the basket.

Signage by  
 parkdly





# 18

213 m | 699 ft

## PAR 4

NOKIA DISCGOLFPARK

### MA LAYOUT

OB all the way on the left, right and beyond the basket.

Signage by  
 parkdly

